

# Mouse Fc gamma RIV/CD16-2 Protein

Cat. No. FCR-MM162



## Description

<b>Source</b>	Recombinant Mouse Fc gamma RIV/CD16-2 Protein is expressed from HEK293 with His tag at the C-Terminus. It contains Gly21-Gln203.
<b>Accession</b>	A0A0B4J1G0-1
<b>Molecular Weight</b>	The protein has a predicted MW of 22 kDa. Due to glycosylation, the protein migrates to 32-43 kDa based on Bis-Tris PAGE result.
<b>Endotoxin</b>	Less than 1 EU per µg by the LAL method.
<b>Purity</b>	> 95% as determined by Bis-Tris PAGE > 95% as determined by HPLC

## Formulation and Storage

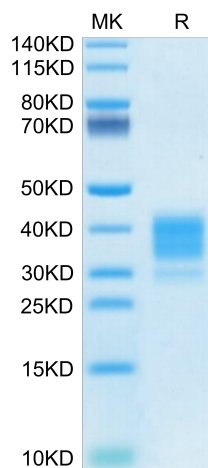
<b>Formulation</b>	Lyophilized from 0.22µm filtered solution in PBS (pH 7.4). Normally 8% trehalose is added as protectant before lyophilization.
<b>Reconstitution</b>	Dissolve the lyophilized protein in distilled water. Please refer to the Certificate of Analysis for detailed instructions.
<b>Storage</b>	-20 to -80°C for 12 months as supplied from date of receipt. -80°C for 3 months after reconstitution. Recommend to aliquot the protein into smaller quantities for optimal storage. Please minimize freeze-thaw cycles.

## Background

FcgammaRIV is a relatively new IgG Fc receptor (FcgammaR) that is reported to contribute to the pathogenesis of autoimmune diseases. FcgammaRIII and FcgammaRIV are each essential to trigger an FcRgamma-linker for activation of T-cell-dependent signal that drives C5a production in the Arthus reaction. A combined requirement for FcgammaRIII and FcgammaRIV in autoimmune injury, and identify the linker for activation of T cells adaptor as an integral component of linked FcgammaR and C5a anaphylatoxin receptor activation to generate inflammation.

## Assay Data

### Bis-Tris PAGE



Mouse Fc gamma RIV on Bis-Tris PAGE under reduced condition. The purity is greater than 95%.

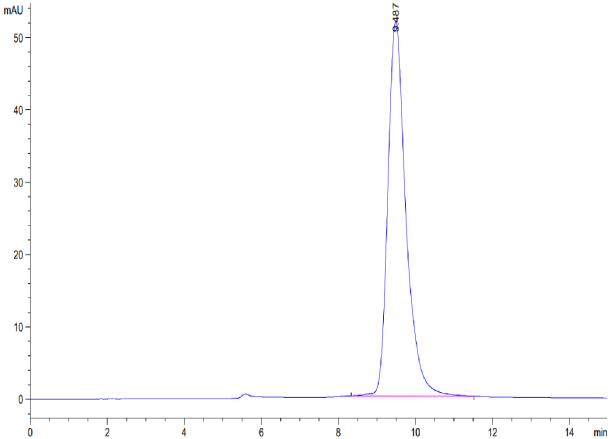
### SEC-HPLC

Mouse Fc gamma RIV/CD16-2 Protein

Cat. No. FCR-MM162



Assay Data



The purity of Mouse Fc gamma RIV is greater than 95% as determined by SEC-HPLC.

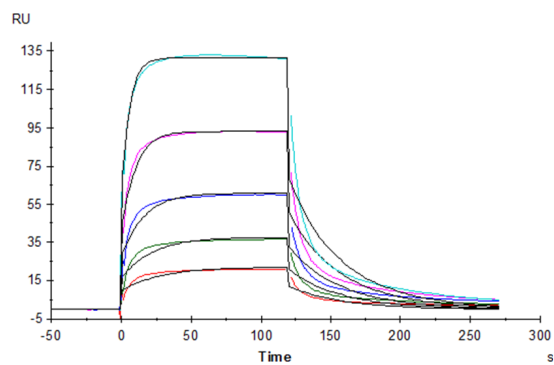
## Mouse Fc gamma RIV/CD16-2 Protein

Cat. No. FCR-MM162



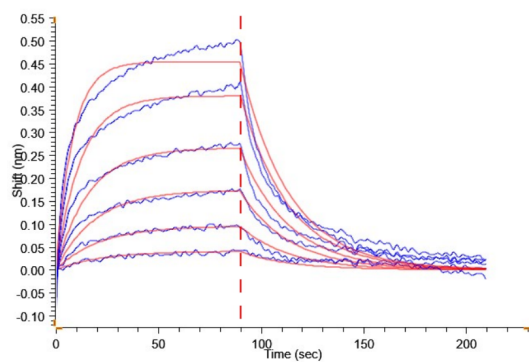
### Assay Data

#### SPR Data



Mouse Fc gamma RIV, His Tag captured on CM5 Chip via anti-his antibody can bind Anti-CD3 Antibody with an affinity constant of 146 nM as determined in SPR assay (Biacore T200).

#### BLI Data



Loaded Mouse Fc gamma RIV, His Tag on Anti-His-Biosensor, can bind Anti-CD3 Antibody (OKT3) with an affinity constant of 0.21  $\mu$ M as determined in BLI assay (Gator).